



©Leaderboard Photography

European Golf Participation 2025.

Report produced: May 2026



40.5M

People playing golf (adult + junior) in Europe in 2025
Global (excl USA & Mexico): 112M

4.9M

Registered golfers in Europe in 2025
Global (excl USA & Mexico): 8.7M

14.0M

Total 9&18 hole golfers (registered & unregistered) in Europe in 2025
Global (excl USA & Mexico): 43.9M

20.6M

Adults playing golf in Europe in 2025
Global (excl USA & Mexico): 65.0M

19.9M

Juniors playing golf in Europe in 2025
Global (excl USA & Mexico): 47.1M

13%

Rise in registered golfers in Europe since 2020

36%

Of total golf participation (adult + junior) globally (excl USA & Mexico) is in Europe

About the process.

To produce the most accurate and reliable assessment of global* golf participation, we draw on a range of data sources, including direct input from national golf associations / federations, and insights from The R&A Golf Barometer – a statistically robust tracking study introduced in 2022.

As in previous years, we gather information from national golf associations / federations to feed in to the global participation extrapolation model, which is used to calculate the number of golfers around the world. National golf associations / federations share their data through a survey distributed by The R&A to its Affiliates globally, or through access granted by the European Golf Association (EGA) to its national federations member data portal.

The main focus of information gathered from the national golf associations / federations is the number of registered golfers in their market. We ask that all registered golfers are included in the registered figures and, if possible, we ask for the total number of registered golfers to be broken down into the number of registered men, women, boys and girls.

As well as the core numbers of registered golfers, we also give the national golf associations / federations the opportunity to provide us with their own evidence or indications of the number of unregistered 9&18 hole golfers and total golf participation in their market, and where this information was shared, we have considered it in our calculations for 2025.

With each iteration of the project, the processes and methodology have become stronger. As a result, for the first time this year, we have calculated a total participation figure that includes both adults and juniors, providing a broader context for the global reach of golf.

We recommend using registered golfer figures as the most core indicator of golf's health in a given market, which is a measure of association with national golf associations / federations in a consistent manner. However, even registered golfer numbers are sometimes subject to more significant change due to factors on the golf association / federation's side, such as adjustments in measurement methods or database / CRM maintenance and updates.

The level of information shared by national golf associations / federations varies over time. In cases where a market had not submitted data in previous years, new estimates from the golf association / federation itself may indicate a change. In some cases, this may suggest a decline in golf participation in particular markets. However, such variations reflect refinements in the model, increased historical data, and additional total participation estimates provided by some Affiliates. Our approach and processes remain consistent year-on-year, meaning that the estimates produced are as robust and well-founded as they can be.

For the 2025 evaluation, we received input from 110 national golf associations / federations in The R&A's jurisdiction around the world. For those not submitting information we have estimated in line with their previous data, with an adjustment for change in population size. Estimates for the other golfer categories are made using information on that market's registered golfers, previous estimates, number of golf courses, golf association / federation feedback and the understanding of golfer behaviour gathered through The R&A Golf Barometer.

*Global excluding the USA and Mexico

Glossary & definitions.

Gathering the information

DATA SOURCE

The numbers have been estimated by drawing on multiple sources:

- European numbers were submitted by individual national golf associations / federations through the EGA Member Portal.
- Numbers from the rest of the world (ROW) were submitted by individual nations via a survey link circulated by The R&A.
- Information from national golf associations / federations, The 2025 R&A Golf Barometer and industry estimates were used to be able to project and calibrate the numbers in the non-registered categories. Where individual markets were included in the 2025 R&A Golf Barometer, consistent figures have been mostly used for the Global Participation estimates.
- Where information is incomplete or inconsistent we have used previous estimates to balance information for a particular market.
- Where reliable golf course numbers have been provided by national golf associations / federations, these have been used. Where new information is not available, golf course numbers have been taken from the National Golf Foundation's 'Golf Around the World' service - International Golf Course Update December 2023 or other information.
- Population figures have been sourced from the World Bank's most recently available metrics, downloaded on the 16th March 2026 (<https://data.worldbank.org/indicator/SP.POP.TOTL>), or local official figures where information is not available through this source.

Global golfer number estimates

CALCULATING PARTICIPATION FIGURES

This iteration of the Global Golf Participation estimates is the fourth time that an estimate has been made for Total Golf Participation based on anything other than the core registered figures. The total figure was previously known as 'Total Engagement', however this has now been amended to 'Total Participation' to better reflect the need for an active involvement in the sport and that, for example, fan following is not included.

For the most part, registered golfer numbers are provided by the national golf association / federation, although not all national golf associations / federations are able to provide figures, and not all are able to differentiate between men, women, boys and girls. Where registered figures from the national golf association / federation are not available, estimates have been made based on historical data, other research and industry knowledge.

Calculations of the total number of participants are based on estimates from the national golf associations / federations, other research (including The R&A Golf Barometer, where available) and industry knowledge.

Total participation figures may exceed the sum of each of the other golfer categories in individual markets and in regional summaries. Total participation figures use research carried out for The R&A Golf Barometer, but separate estimates for the different golfer categories are considered if they are provided by national golf associations / federations. This may mean that total participation estimates are higher than national golf association / federation estimates if this is indicated by The R&A Golf Barometer, or higher than The R&A Golf Barometer if this is indicated by the national golf associations.

Definitions

REGISTERED GOLFERS

- The number of golfers who are affiliated to the golf association / federation (they may be members of golf clubs or affiliated to the golf association / federation in another way, eg through a direct subscription). This figure includes registered juniors for year-on-year and cross-market consistency in the majority of cases.

9&18 HOLE GOLFERS (REGISTERED AND UNREGISTERED)

- Golfers who have played on a full length 9 or 18 hole golf course at least once in the last year, including golfers that are registered with their national golf association / federation and those that are not.

TOTAL ADULT PARTICIPATION

- People who have played any on-course or other format at least once in the past year. This includes people who have NOT played on a 9 or 18 hole course in the past year but have played another format of golf. This could be: 6 hole, par 3 / short course, Pitch & Putt, Putting green / putting experience, Adventure Golf (eg themed golf venue – Pirate Golf / Prehistoric Golf), Driving Range – with tracker technology, Driving Range – without tracker technology, Indoor Golf simulator (e.g. City Golf / Urban Golf), Golf on school pitches.

REGISTERED JUNIOR GOLFERS

- The number of junior golfers who are affiliated to the golf association / federation (they may be members of golf clubs or affiliated to the golf association / federation in another way, eg through a direct subscription).

TOTAL JUNIOR PARTICIPATION

- Junior golfers who have taken part in any format of golf in the past year. Included formats are: 18 hole, 9 hole, 6 hole, par 3 / short course, Pitch & putt, Putting green / putting experience, Adventure Golf (eg themed golf venue – Pirate Golf / Prehistoric Golf), Driving Range – with tracker technology, Driving Range – without tracker technology, Indoor Golf simulator, (eg City Golf / Urban Golf), Golf on school pitches.

Europe.

4.9M

Registered golfers
+3% vs 2024

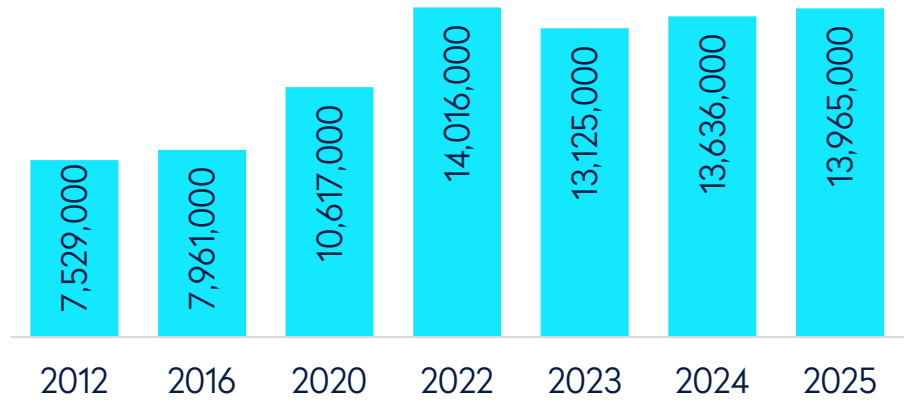
14.0M

Total 9&18 hole golfers
(registered & unregistered)
+2% vs 2024

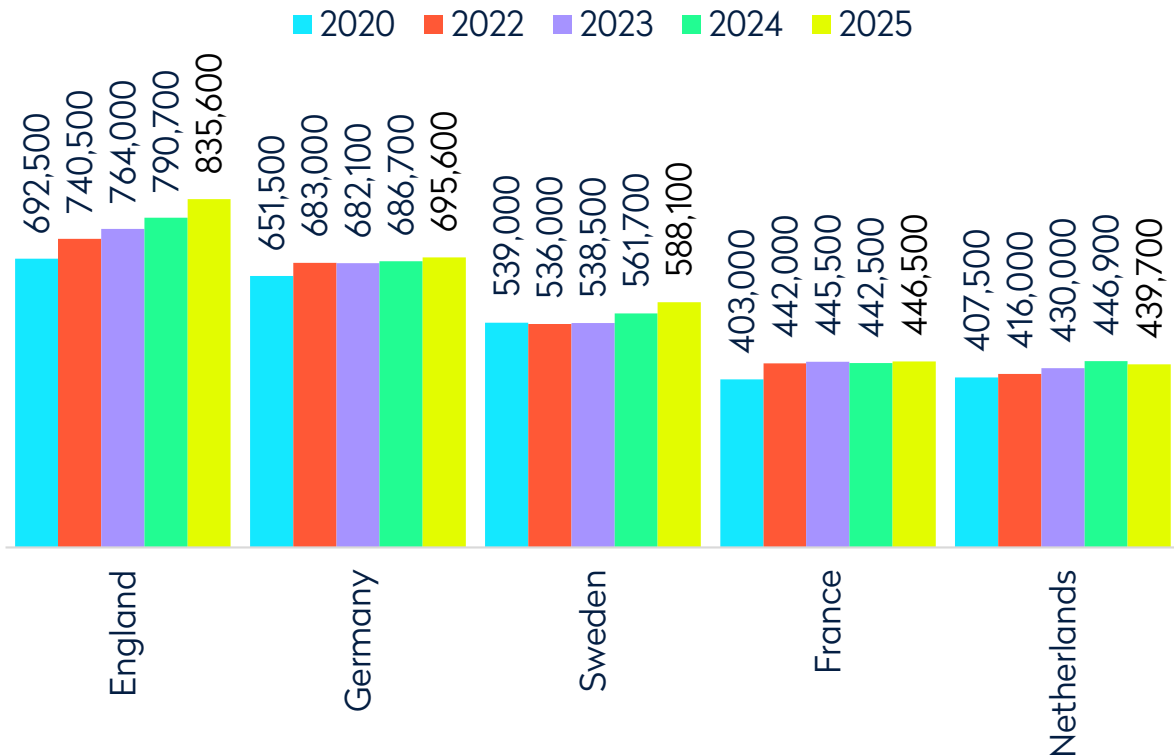
20.6M

Total adult participation

Number of 9&18 hole golfers by year



Top 5 markets for Registered Golfers



Please note: Some tables and charts show rounded figures. Figures were rounded after calculations were carried out. The figures for total 9&18 hole golfers and total registered golfers include juniors in the majority of cases.

Europe.

Country	Total population (millions)	Registered golfers Total 2025	Registered golfers – Men 2025	Registered golfers – Women 2025	Registered golfers – Juniors 2025	9&18 hole golfers (registered and unregistered) 2025	Number of 9 or 18 hole golf courses	Average of mean number of users per course	Registered golfers % change 2025 vs 2024
Albania	2.4	83	71	6	6	400	-	-	0%
Andorra	0.1	581	372	119	90	2,500	4	600	9%
Armenia	3.0	50	15	5	30	200	1	150	-1%
Austria	9.2	131,732	76,091	47,553	8,088	233,000	157	1,490	5%
Belarus	9.1	679	419	213	47	1,500	2	690	-30%
Belgium	11.9	81,866	49,437	24,315	8,114	160,000	92	1,730	4%
Bosnia and Herzegovina	3.2	298	189	47	62	1,000	3	390	54%
Bulgaria	6.4	1,033	656	198	179	1,500	9	160	3%
Croatia	3.9	864	641	180	43	1,000	6	200	5%
Cyprus	1.4	1,206	910	264	32	1,500	9	140	0%
Czech Republic	10.9	50,483	31,020	12,691	6,772	97,000	107	900	-1%
Denmark	6.0	167,028	115,704	42,412	8,912	335,000	186	1,800	2%
England	58.6	835,554	687,942	84,162	63,450	4,199,000	2,301	1,830	6%
Estonia	1.4	3,058	1,907	849	302	6,000	12	500	-10%
Finland	5.6	161,635	103,241	38,182	20,212	313,000	162	1,930	3%
France	68.6	446,547	299,271	105,760	41,516	1,573,000	885	1,780	1%
Georgia	3.7	266	191	49	26	1,000	4	300	9%
Germany	83.5	695,617	425,097	227,722	42,798	2,337,000	721	3,240	1%

continued...

*Moldova is not a member of the EGA.

** Azerbaijan, Israel and Kazakhstan are not in continental Europe, but are members of the EGA.

Please note: Some tables and charts show rounded figures. Figures were rounded after calculations were carried out. The figures for total 9&18 hole golfers and total registered golfers include juniors in the majority of cases.

Europe.

...continued

Country	Total population (millions)	Registered golfers Total 2025	Registered golfers – Men 2025	Registered golfers – Women 2025	Registered golfers – Juniors 2025	9&18 hole golfers (registered and unregistered) 2025	Number of 9 or 18 hole golf courses	Average of mean number of users per course	Registered golfers % change 2025 vs 2024
Greece	10.4	999	550	150	299	10,000	12	820	0%
Hungary	9.6	1,910	1,264	459	187	3,000	13	250	-20%
Iceland	0.4	29,370	16,434	8,616	4,320	63,000	71	880	11%
Ireland	7.3	236,470	161,606	40,129	34,735	633,000	377	1,680	5%
Italy	59.0	93,661	64,549	20,144	8,968	183,000	283	650	0%
Kosovo	1.6	77	67	7	3	400	1	360	-5%
Latvia	1.9	2,110	1,361	546	203	2,500	8	290	19%
Liechtenstein	0.04	1,906	1,161	609	136	3,500	-	-	10%
Lithuania	2.9	937	627	240	70	4,000	6	700	-20%
Luxembourg	0.7	3,170	1,913	869	388	6,000	5	1,220	-2%
Malta	0.6	758	517	126	115	3,500	1	3,300	10%
Moldova	2.4	127	78	18	30	300	1	320	-2%
Netherlands	18.0	439,731	289,098	133,162	17,471	659,000	271	2,430	-2%
Norway	5.6	165,866	111,618	28,213	26,035	319,000	175	1,820	11%
Poland	36.6	8,317	5,780	1,690	847	17,000	36	460	9%
Portugal	10.7	18,499	13,582	3,496	1,421	37,000	88	420	2%
Republic of North Macedonia	1.8	40	35	3	-	100	1	140	0%

continued...

*Moldova is not a member of the EGA.

** Azerbaijan, Israel and Kazakhstan are not in continental Europe, but are members of the EGA.

Please note: Some tables and charts show rounded figures. Figures were rounded after calculations were carried out. The figures for total 9&18 hole golfers and total registered golfers include juniors in the majority of cases.

Europe.

...continued

Country	Total population (millions)	Registered golfers Total 2025	Registered golfers – Men 2025	Registered golfers – Women 2025	Registered golfers – Juniors 2025	9&18 hole golfers (registered and unregistered) 2025	Number of 9 or 18 hole golf courses	Average of mean number of users per course	Registered golfers % change 2025 vs 2024
Romania	19.1	2,779	1,941	637	201	4,500	11	410	16%
Russia	143.5	5,073	2,839	1,459	775	9,500	46	210	13%
San Marino	0.03	185	110	25	50	200	1	190	0%
Scotland	5.5	220,210	166,848	22,281	31,081	1,013,000	522	1,940	5%
Serbia	6.6	875	589	166	120	4,000	2	1,930	1%
Slovakia	5.4	9,128	5,579	2,146	1,403	12,000	25	500	-2%
Slovenia	2.1	7,475	4,772	2,350	353	16,000	16	1,020	0%
Spain	48.8	317,155	205,215	73,998	37,942	634,000	497	1,280	4%
Sweden	10.6	588,069	372,450	119,026	96,593	637,000	680	940	5%
Switzerland	9.0	108,543	65,898	35,762	6,883	154,000	123	1,250	3%
Turkey	85.5	6,714	3,953	1,698	1,063	8,000	38	220	0%
Ukraine	37.9	2,695	1,544	719	432	5,000	6	840	4%
Wales	3.2	56,501	45,171	5,549	5,781	260,000	178	1,460	7%
Total	835.4	4,907,930	3,340,323	1,089,019	478,584	13,965,100	8,155	995	3%
Azerbaijan	10.2	154	131	15	8	800	2	390	3%
Israel	10.0	860	600	200	60	1,000	2	500	1%
Kazakhstan	20.6	1,311	589	107	615	2,000	5	360	-1%

*Moldova is not a member of the EGA.

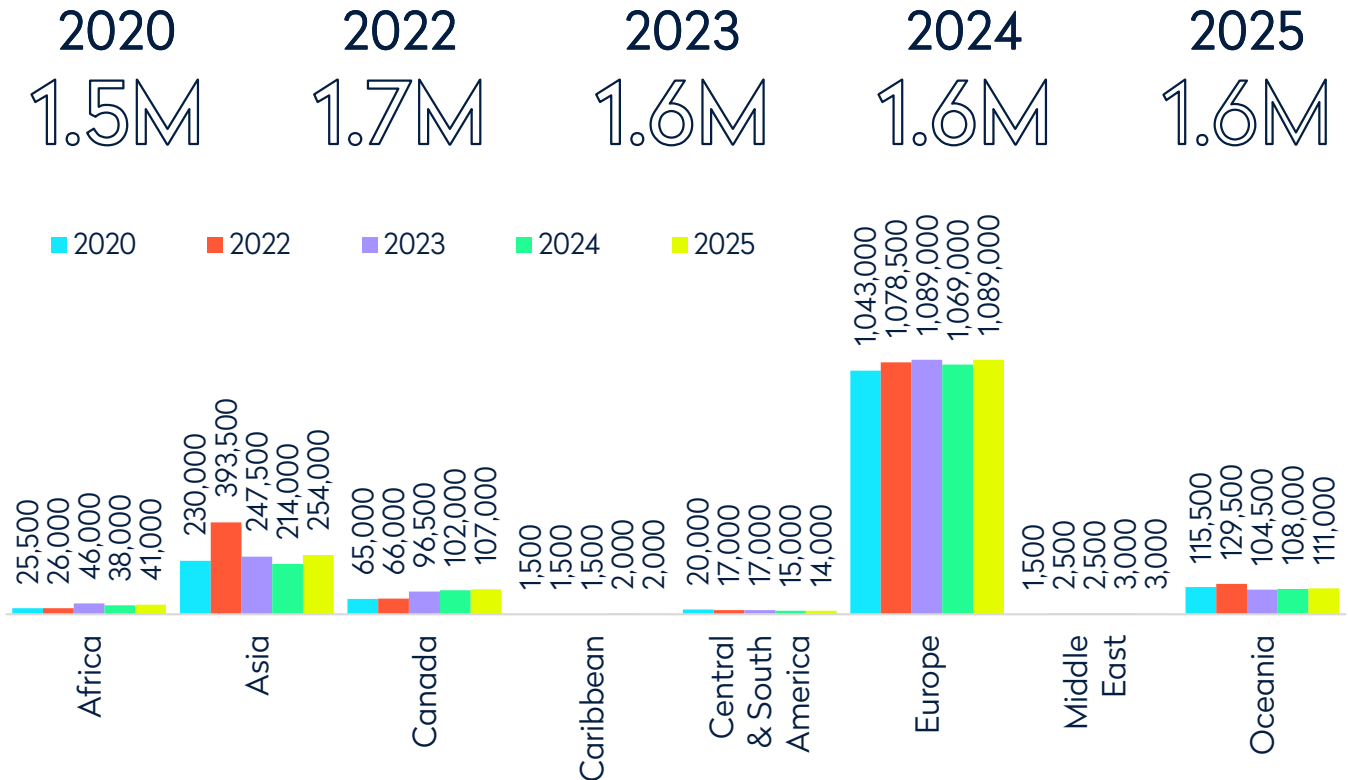
** Azerbaijan, Israel and Kazakhstan are not in continental Europe, but are members of the EGA.

Please note: Some tables and charts show rounded figures. Figures were rounded after calculations were carried out. The figures for total 9&18 hole golfers and total registered golfers include juniors in the majority of cases.

Global* context: Women's representation.

Registered golfers

- Registered golfers who are women:



- Markets with more than 100,000 adult registered golfers and a minimum of 15% representation of women*:

Country	% of adult registered golfers who are women	Number of registered adults (men and women)
Austria	38%	123,600
Switzerland	35%	101,700
Germany	35%	652,800
Netherlands	32%	422,300
Finland	27%	141,400
Denmark	27%	158,100
Spain	27%	279,200
Vietnam	26%	150,500
France	26%	405,000
Sweden	24%	491,500
New Zealand	21%	142,800
Norway	20%	139,800
Ireland	20%	201,700
Canada	19%	561,900
Australia	18%	449,200
Republic of Korea	16%	142,200

Please note: Some tables and charts show rounded figures. Figures were rounded after calculations were carried out.

*Global excluding the USA and Mexico

** Data for India and China has not been shown in this table, due to lack of standardised measurement.

Global* context: Women's representation.

Broader golfer categories

- As part of the Global Golf Participation data gathering, national golf associations / federations are asked to provide specific numbers of registered men and women if possible, and many are able to do this. Estimating the gender split of the other categories is more challenging, but The R&A Golf Barometer, which is based on survey data, is able to give insight into this. The following charts show the proportion of each golfer type that identify as each gender in the nine key golf markets covered by the programme.
- Across the core nine Barometer markets overall:

All 9&18 hole adult golfers

28%

...identify as women
vs 25% in 2024

Other format adult golfers (not 9&18 hole)

53%

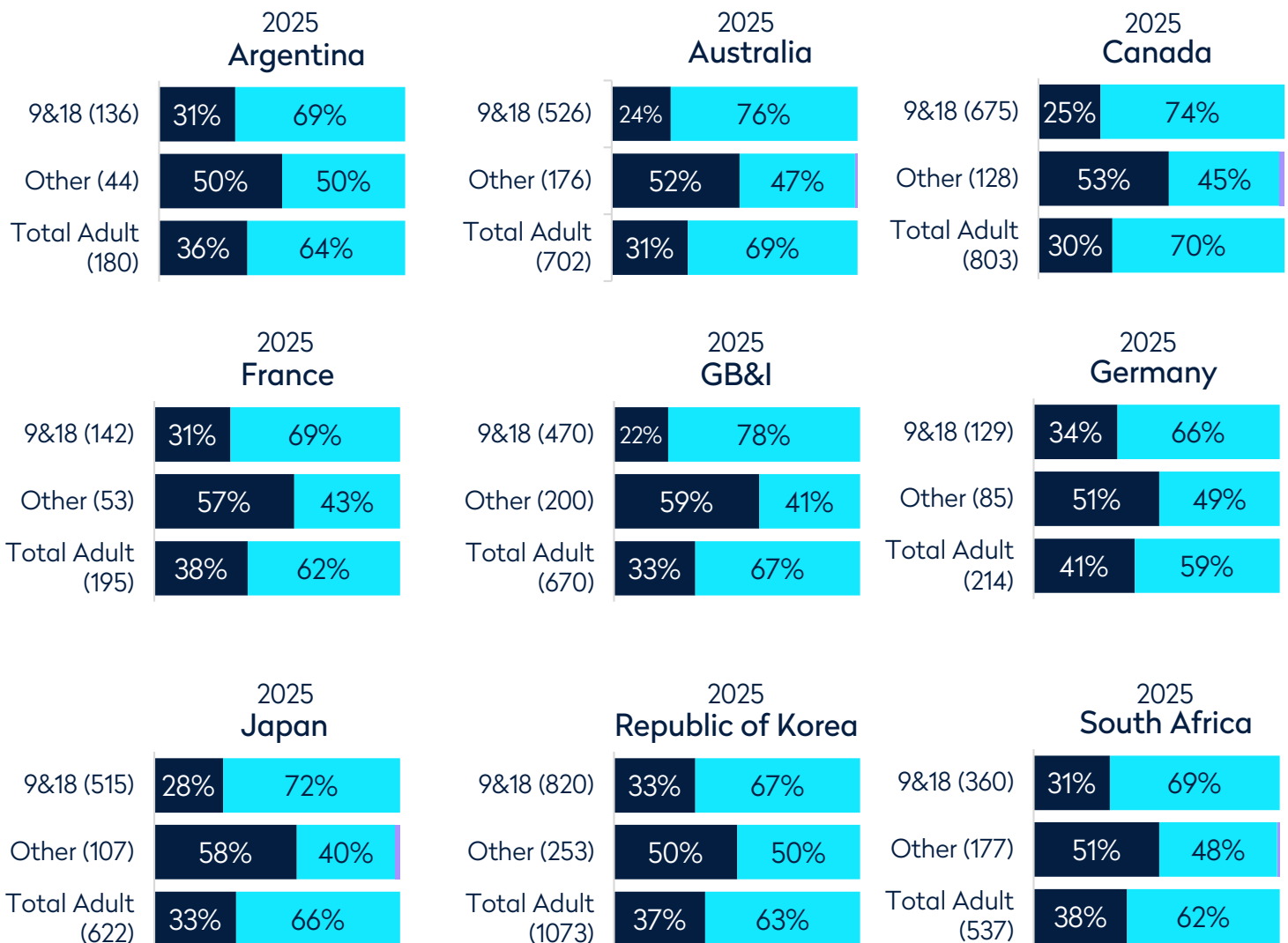
...identify as women
vs 50% in 2024

Total adult participation

34%

...identify as women
vs 31% in 2024

■ Women ■ Men ■ Non-binary / Refused



Please note: Some tables and charts show rounded figures. Figures were rounded after calculations were carried out. Base numbers are shown in brackets and data is based on The R&A Golf Barometer 2025. *Global excluding the USA and Mexico

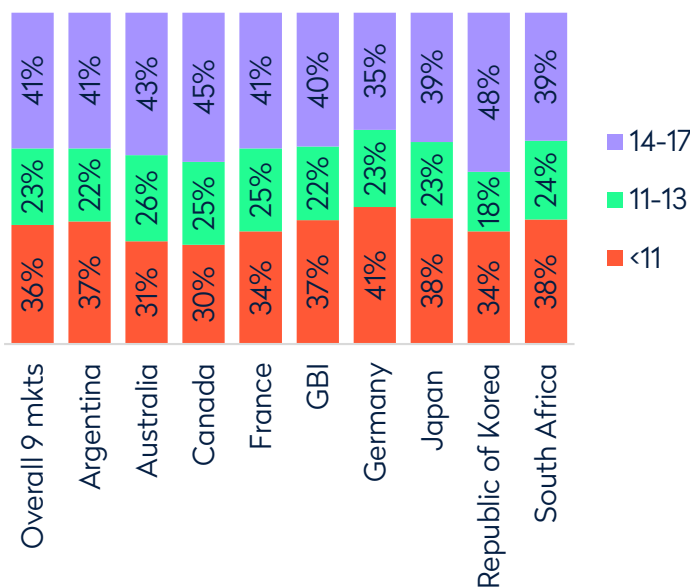
Global* context: Junior golfers.

- Information on the number of junior golfers is limited in many markets, but based on the information available and data gathered through The R&A Golf Barometer, estimates of junior participation are as follows:

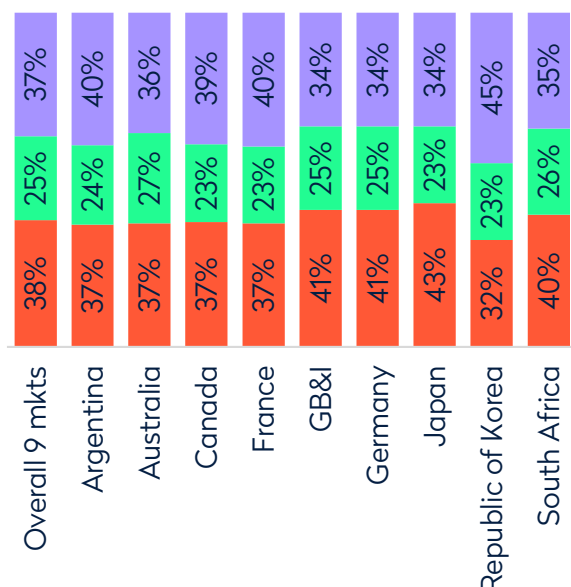
Region	Registered junior golfers 2025 (thousands)	Region	Total junior participation 2025 (millions)
Africa	27k	Africa	7.4M
Asia	222k	Asia	9.7M
Canada	18k	Canada	3.2M
Caribbean	1k	Caribbean	0.01M
Central & South America	29k	Central & South America	4.5M
Europe	479k	Europe	19.9M
Middle East	2k	Middle East	0.02M
Oceania	47k	Oceania	2.3M
Total	824k +26% vs 2024	Total	47.1M +6% vs 2024

- Age of junior golfers is not gathered through the Global Golf Participation research, but The R&A Golf Barometer is able to give a directional insight into the age of juniors taking part in each of the broader golfer categories in the nine key golf markets covered by the programme:

Age: Junior 9&18 hole golfers



Age: Total junior participation



'Total junior participation' includes participation in all formats of golf – on-course and other formats, and is a broader definition than registered junior golfers. Information on junior participation gathered through The R&A Golf Barometer is provided by the adult respondent about the behaviour of children in their household.

Please see the Glossary for the full definitions

Please note: Some tables and charts show rounded figures. Figures were rounded after calculations were carried out

*Global excluding the USA and Mexico.



Report produced by Sporting Insights
www.sportinginsights.com

Disclaimer

Whilst proper due care and diligence has been taken in the preparation of this document, Sporting Insights Ltd. cannot guarantee the accuracy of the information contained and does not accept any liability for any loss or damage caused as a result of using information or recommendations contained within this document.