



FINAL RESULTS

25TH EUROPEAN BOYS TEAM CHAMPIONSHIP
6-10.7.2004 KOTKA, FINLAND

EUROPEAN BOYS TEAM CHAMPIONSHIP 2004



6. - 10.7. 2004
Kymen Golf Club

Final results:







| | | |
|-----|----------------|---|
| 1. | England |  |
| 2. | Spain |  |
| 3. | Belgium |  |
| 4. | Italy |  |
| 5. | Scotland |  |
| 6. | Germany |  |
| 7. | Ireland |  |
| 8. | Sweden |  |
| 9. | Netherlands |  |
| 10. | France |  |
| 11. | Norway |  |
| 12. | Denmark |  |
| 13. | Austria |  |
| 14. | Switzerland |  |
| 15. | Wales |  |
| 16. | Finland |  |
| 17. | Portugal |  |
| 18. | Czech Republic |  |
| 19. | Poland |  |
| 20. | Turkey |  |








EUROPEAN BOYS TEAM CHAMPIONSHIP 2004








6. - 10.7. 2004

Kymen Golf Club



| Nr. | Player name | 1 - 18 (sum of 5 best) | 19 - 36 (sum of 5 best) | Total (sum of 1 - 36) | |
|----------|------------------------|------------------------------|-------------------------------|-----------------------------|---|
| 1 | England | 378 | 354 | 732 |  |
| 42 | BALDWIN, Matthew | 69 | 73 | 142 | |
| 44 | FISHER, Oliver | 76 | 71 | 147 | |
| 43 | EVANS, Ben | 77 | 71 | 148 | |
| 46 | PARRY, John | 80 | 69 | 149 | |
| 41 | ALLEN, Lawrence | 76 | 76 | 152 | |
| 45 | PARKER, Ben | 83 | 70 | 153 | |
| 2 | Ireland | 372 | 369 | 741 |  |
| 83 | McILROY, Rory | 76 | 69 | 145 | |
| 81 | DALY, David | 72 | 75 | 147 | |
| 82 | GILBERT, Karl | 75 | 75 | 150 | |
| 84 | McNAMARA, Cian | 73 | 77 | 150 | |
| 86 | O'CALLAGHAN, Aaron | 81 | 73 | 154 | |
| 85 | GRANT, Nicholas | 76 | 79 | 155 | |
| 3 | Spain | 378 | 369 | 747 |  |
| 151 | BERLIN, Gonzalo | 72 | 73 | 145 | |
| 154 | CAMPILLO, Jorge | 77 | 71 | 148 | |
| 155 | del MORAL, Luis Garcia | 76 | 74 | 150 | |
| 152 | CABRERA, Miguel | 79 | 73 | 152 | |
| 156 | LARRANGA, Eduardo | 75 | 81 | 156 | |
| 153 | MAZARIO, Jorge | 78 | 78 | 156 | |
| 4 | Belgium | 379 | 372 | 751 |  |
| 13 | FEYAERTS, Xavier | 78 | 68 | 146 | |
| 12 | DIJKMANS, Didier | 74 | 73 | 147 | |
| 11 | BODE, Yannick | 74 | 78 | 152 | |
| 14 | GEVERS, Hervé | 77 | 77 | 154 | |
| 16 | SEEGMULLER, Gael | 78 | 76 | 154 | |
| 15 | LAMMENS, Alban | 76 | 85 | 161 | |
| 5 | Scotland | 385 | 368 | 753 |  |
| 141 | HENRY, Scott | 74 | 72 | 146 | |
| 144 | O'HARA, Paul | 75 | 73 | 148 | |
| 145 | FINDLAY, Jordan | 80 | 70 | 150 | |
| 142 | McKNIGHT, Robert | 77 | 76 | 153 | |
| 146 | WOOD, Garry | 79 | 77 | 156 | |
| 143 | ADDISON, David | 80 | 78 | 158 | |
| 6 | Germany | 385 | 371 | 756 |  |
| 71 | GROSS, Stephan | 75 | 74 | 149 | |
| 75 | EINHAUS, Sean | 77 | 73 | 150 | |
| 76 | WESTERMANN, Philipp | 76 | 74 | 150 | |
| 73 | RITTHAMMER, Bernd | 76 | 76 | 152 | |
| 72 | HAMM, Peter-Max | 82 | 74 | 156 | |
| 74 | SCHÜTTE, Jan-Philipp | 81 | 80 | 161 | |

| Nr. | Player name | 1 - 18 (sum of 5 best) | 19 - 36 (sum of 5 best) | Total (sum of 1 - 36) | |
|-----------|--------------------------|------------------------------|-------------------------------|-----------------------------|---|
| 7 | Italy | 386 | 371 | 757 |  |
| 92 | BENEDUCE, Marco | 78 | 70 | 148 | |
| 94 | PAVAN, Andrea | 78 | 70 | 148 | |
| 95 | SCOTTO, Lorenzo | 78 | 74 | 152 | |
| 91 | BENEDUCE, Luca | 78 | 76 | 154 | |
| 96 | COLOMBO, Federico | 74 | 81 | 155 | |
| 93 | BONAGA, Francesco | 78 | 81 | 159 | |
| 8 | Sweden | 375 | 383 | 758 |  |
| 161 | BARTH, Per | 72 | 74 | 146 | |
| 164 | ENGSTRÖM, Jimmy | 76 | 74 | 150 | |
| 165 | LÖFSTEDT, Johan | 77 | 76 | 153 | |
| 162 | CEDERGREN, Simon | 75 | 81 | 156 | |
| 166 | NORLANDER, Henrik | 79 | 78 | 157 | |
| 163 | DEILERT, Alexander | 75 | 82 | 157 | |
| 9 | France | 383 | 375 | 758 |  |
| 63 | KALEKA, Alexandre | 71 | 80 | 151 | |
| 62 | RAILLARD, Tony | 80 | 72 | 152 | |
| 65 | CASSAGNE, Pierre-Jean | 77 | 75 | 152 | |
| 66 | SCOTTO, Cedric | 80 | 73 | 153 | |
| 61 | BOURDY, Cedric | 75 | 82 | 157 | |
| 64 | DUBOIS, Eduard | 83 | 75 | 158 | |
| 10 | Norway | 391 | 370 | 761 |  |
| 111 | BÖRSHEIM, Knut | 74 | 71 | 145 | |
| 114 | THORP, Marius | 78 | 73 | 151 | |
| 115 | KOFSTAD, Espen | 79 | 75 | 154 | |
| 112 | KRISTIANSEN, Anders | 82 | 74 | 156 | |
| 116 | HATLE, William | 85 | 77 | 162 | |
| 113 | FRISTAD, Are | 78 | 84 | 162 | |
| 11 | Netherlands | 390 | 373 | 763 |  |
| 101 | de VRIES, Wouter | 74 | 71 | 145 | |
| 104 | LUITEN, Joost | 78 | 74 | 152 | |
| 105 | GEELKERKEN, Gerard | 78 | 75 | 153 | |
| 102 | de VRIES, Floris | 78 | 76 | 154 | |
| 106 | BIERENBROODSPOT, Tristan | 82 | 77 | 159 | |
| 103 | SAXTON, Reinier | 83 | 77 | 160 | |
| 12 | Denmark | 379 | 384 | 763 |  |
| 33 | NIELSEN, Kristian | 73 | 77 | 150 | |
| 35 | MEJNERT, Kristian | 74 | 76 | 150 | |
| 32 | BAUNSÖE, Frederik | 75 | 78 | 153 | |
| 31 | AAEN, Thomas | 78 | 78 | 156 | |
| 36 | ALVANG, Steffen | 81 | 75 | 156 | |
| 34 | JACOBSEN, Julian | 79 | 85 | 164 | |
| 13 | Finland | 386 | 386 | 772 |  |
| 51 | KASKE, Janne | 76 | 72 | 148 | |
| 52 | GRANBERG, Joonas | 76 | 74 | 150 | |
| 53 | LAMPPU, Iiro | 75 | 78 | 153 | |
| 56 | POLLARI, Tuomas | 77 | 81 | 158 | |
| 54 | SALMINEN, Mikael | 82 | 81 | 163 | |
| 55 | KALLIO, Karri | 83 | 81 | 164 | |

| Nr. | Player name | 1 - 18 (sum of 5 best) | 19 - 36 (sum of 5 best) | Total (sum of 1 - 36) | |
|-----------|------------------------|------------------------------|-------------------------------|-----------------------------|---|
| 14 | Austria | 397 | 376 | 773 |  |
| 6 | FENDT, Philipp | 77 | 74 | 151 | |
| 4 | KROMER, Tano | 76 | 77 | 153 | |
| 1 | ANGKAWIDJAJA, Dominik | 79 | 77 | 156 | |
| 3 | SCHULZE-BAUER, Tristan | 82 | 75 | 157 | |
| 5 | FRIESSNEGG, Jürgen | 83 | 75 | 158 | |
| 2 | KOLLER, Bernhard | 85 | 75 | 160 | |
| 15 | Wales | 395 | 379 | 774 |  |
| 191 | GOULD, Zachariah | 74 | 73 | 147 | |
| 194 | LEWIS, Marc | 73 | 79 | 152 | |
| 195 | RUNCIE, Adam | 81 | 76 | 157 | |
| 192 | TROW, Mark | 82 | 75 | 157 | |
| 196 | PARTINGTON, Adam | 85 | 76 | 161 | |
| 193 | LOVELL, David | 86 | 79 | 165 | |
| 16 | Switzerland | 396 | 385 | 781 |  |
| 171 | TAN, Sandro | 77 | 75 | 152 | |
| 174 | BLAESI, Claudio | 79 | 77 | 156 | |
| 175 | DOBIAS, Marc | 79 | 77 | 156 | |
| 172 | DOMINGO, Sebastian | 79 | 78 | 157 | |
| 176 | EBERHART, Nicolas | 82 | 78 | 160 | |
| 173 | DE RIVOIRE, Arthur | 83 | 78 | 161 | |
| 17 | Portugal | 399 | 396 | 795 |  |
| 131 | FIGUEIREDO, Pedro | 75 | 74 | 149 | |
| 134 | CARLOTA, Joao | 77 | 72 | 149 | |
| 135 | BRITO, Goncalo | 83 | 80 | 163 | |
| 132 | VIOLAS, Manuel | 81 | 86 | 167 | |
| 136 | MELO GOUVEIA, Ricardo | 84 | 84 | 168 | |
| 133 | SILVA, Daniel | 83 | DQ | | |
| 18 | Turkey | 395 | 405 | 800 |  |
| 181 | HOCAGLU, Mustafa | 76 | 80 | 156 | |
| 184 | SAVIN, Harnza | 78 | 78 | 156 | |
| 185 | SENAY, Deha | 76 | 86 | 162 | |
| 182 | GÜRSES, Tanju | 82 | 80 | 162 | |
| 186 | ÖZESME, Burak | 83 | 82 | 165 | |
| 183 | VARLI, Atay | 92 | 85 | 177 | |
| 19 | Czech Republic | 407 | 400 | 807 |  |
| 22 | KAMAS, Tomas | 78 | 80 | 158 | |
| 25 | STANISLAV, Jakub | 78 | 80 | 158 | |
| 26 | VÁCLAV, Petr | 81 | 80 | 161 | |
| 21 | HAVRANEK, Stephan | 83 | 79 | 162 | |
| 24 | MATUS, Stanislav | 87 | 81 | 168 | |
| 23 | KLAUS, Marek | 95 | 84 | 179 | |
| 20 | Poland | 431 | 425 | 856 |  |
| 121 | SALUDA, Maksimilian | 81 | 79 | 160 | |
| 124 | PINSKI, Przemyslaw | 84 | 82 | 166 | |
| 125 | BOBALA, Kacper | 89 | 86 | 175 | |
| 122 | JEDRZEJCZYK, Mateusz | 88 | 89 | 177 | |
| 126 | PERSON, Jacek | 89 | 89 | 178 | |
| 123 | SWINIARSKI, Wojciech | 101 | 90 | 191 | |

Order after 36 holes stroke play qualifying:

| | | |
|-----|-----------------------|------------------------------|
| 1. | England | 1st flight |
| 2. | Ireland | |
| 3. | Spain | |
| 4. | Belgium | |
| 5. | Scotland | |
| 6. | Germany | |
| 7. | Italy | |
| 8. | Sweden | |
| 9. | France | 2nd flight |
| 10. | Norway | |
| 11. | Netherlands | |
| 12. | Denmark | |
| 13. | Finland | |
| 14. | Austria | |
| 15. | Wales | |
| 16. | Switzerland | |
| 17. | Portugal | 3rd flight |
| 18. | Turkey | |
| 19. | Czech Republic | |
| 20. | Poland | |






































EUROPEAN BOYS TEAM CHAMPIONSHIP 2004














































6. - 10.7. 2004, Kymen Golf Club











































Individual results, stroke play

| Pos. | Player | Team | | R1 | R2 | Total |
|------|------------------------|-------------|---|----|----|-------|
| 1 | BALDWIN, Matthew | England |  | 69 | 73 | 142 |
| 2 | McILROY, Rory | Ireland |  | 76 | 69 | 145 |
| | de VRIES, Wouter | Netherlands |  | 74 | 71 | 145 |
| | BÖRSHEIM, Knut | Norway |  | 74 | 71 | 145 |
| | BERLIN, Gonzalo | Spain |  | 72 | 73 | 145 |
| 6 | FEYAERTS, Xavier | Belgium |  | 78 | 68 | 146 |
| | HENRY, Scott | Scotland |  | 74 | 72 | 146 |
| | BARTH, Per | Sweden |  | 72 | 74 | 146 |
| 9 | FISHER, Oliver | England |  | 76 | 71 | 147 |
| | DIJKMANS, Didier | Belgium |  | 74 | 73 | 147 |
| | GOULD, Zachariah | Wales |  | 74 | 73 | 147 |
| | DALY, David | Ireland |  | 72 | 75 | 147 |
| 13 | BENEDUCE, Marco | Italy |  | 78 | 70 | 148 |
| | PAVAN, Andrea | Italy |  | 78 | 70 | 148 |
| | EVANS, Ben | England |  | 77 | 71 | 148 |
| | CAMPILLO, Jorge | Spain |  | 77 | 71 | 148 |
| | KASKE, Janne | Finland |  | 76 | 72 | 148 |
| | O'HARA, Paul | Scotland |  | 75 | 73 | 148 |
| 19 | PARRY, John | England |  | 80 | 69 | 149 |
| | CARLOTA, Joao | Portugal |  | 77 | 72 | 149 |
| | GROSS, Stephan | Germany |  | 75 | 74 | 149 |
| | FIGUEIREDO, Pedro | Portugal |  | 75 | 74 | 149 |
| 23 | FINDLAY, Jordan | Scotland |  | 80 | 70 | 150 |
| | EINHAUS, Sean | Germany |  | 77 | 73 | 150 |
| | GRANBERG, Joonas | Finland |  | 76 | 74 | 150 |
| | WESTERMANN, Philipp | Germany |  | 76 | 74 | 150 |
| | del MORAL, Luis Garcia | Spain |  | 76 | 74 | 150 |
| | ENGSTRÖM, Jimmy | Sweden |  | 76 | 74 | 150 |
| | GILBERT, Karl | Ireland |  | 75 | 75 | 150 |
| | MEJNERT, Kristian | Denmark |  | 74 | 76 | 150 |
| | NIELSEN, Kristian | Denmark |  | 73 | 77 | 150 |
| | McNAMARA, Cian | Ireland |  | 73 | 77 | 150 |
| 33 | THORP, Marius | Norway |  | 78 | 73 | 151 |
| | FENDT, Philipp | Austria |  | 77 | 74 | 151 |
| | KALEKA, Alexandre | France |  | 71 | 80 | 151 |
| 36 | RAILLARD, Tony | France |  | 80 | 72 | 152 |
| | CABRERA, Miguel | Spain |  | 79 | 73 | 152 |

Individual results, stroke play

| Pos. | Player | Team | | R1 | R2 | Total |
|------|------------------------|-------------|---|----|----|-------|
| | SCOTTO, Lorenzo | Italy |  | 78 | 74 | 152 |
| | LUITEN, Joost | Netherlands |  | 78 | 74 | 152 |
| | CASSAGNE, Pierre-Jean | France |  | 77 | 75 | 152 |
| | TAN, Sandro | Switzerland |  | 77 | 75 | 152 |
| | ALLEN, Lawrence | England |  | 76 | 76 | 152 |
| | RITTHAMMER, Bernd | Germany |  | 76 | 76 | 152 |
| | BODE, Yannick | Belgium |  | 74 | 78 | 152 |
| | LEWIS, Marc | Wales |  | 73 | 79 | 152 |
| 46 | PARKER, Ben | England |  | 83 | 70 | 153 |
| | SCOTTO, Cedric | France |  | 80 | 73 | 153 |
| | GEELKERKEN, Gerard | Netherlands |  | 78 | 75 | 153 |
| | McKNIGHT, Robert | Scotland |  | 77 | 76 | 153 |
| | LÖFSTEDT, Johan | Sweden |  | 77 | 76 | 153 |
| | KROMER, Tano | Austria |  | 76 | 77 | 153 |
| | BAUNSÖE, Frederik | Denmark |  | 75 | 78 | 153 |
| | LAMPPU, Iiro | Finland |  | 75 | 78 | 153 |
| 54 | O'CALLAGHAN, Aaron | Ireland |  | 81 | 73 | 154 |
| | KOFSTAD, Espen | Norway |  | 79 | 75 | 154 |
| | SEEGMULLER, Gael | Belgium |  | 78 | 76 | 154 |
| | BENEDUCE, Luca | Italy |  | 78 | 76 | 154 |
| | de VRIES, Floris | Netherlands |  | 78 | 76 | 154 |
| | GEVERS, Hervé | Belgium |  | 77 | 77 | 154 |
| 60 | GRANT, Nicholas | Ireland |  | 76 | 79 | 155 |
| | COLOMBO, Federico | Italy |  | 74 | 81 | 155 |
| 62 | HAMM, Peter-Max | Germany |  | 82 | 74 | 156 |
| | KRISTIANSEN, Anders | Norway |  | 82 | 74 | 156 |
| | ALVANG, Steffen | Denmark |  | 81 | 75 | 156 |
| | ANGKAWIDJAJA, Dominik | Austria |  | 79 | 77 | 156 |
| | WOOD, Garry | Scotland |  | 79 | 77 | 156 |
| | BLAESI, Claudio | Switzerland |  | 79 | 77 | 156 |
| | DOBIAS, Marc | Switzerland |  | 79 | 77 | 156 |
| | AAEN, Thomas | Denmark |  | 78 | 78 | 156 |
| | MAZARIO, Jorge | Spain |  | 78 | 78 | 156 |
| | SAVIN, Harnza | Turkey |  | 78 | 78 | 156 |
| | HOCAOGLU, Mustafa | Turkey |  | 76 | 80 | 156 |
| | LARRANGA, Eduardo | Spain |  | 75 | 81 | 156 |
| | CEDERGREN, Simon | Sweden |  | 75 | 81 | 156 |
| 75 | SCHULZE-BAUER, Tristan | Austria |  | 82 | 75 | 157 |
| | TROW, Mark | Wales |  | 82 | 75 | 157 |
| | RUNCIE, Adam | Wales |  | 81 | 76 | 157 |
| | NORLANDER, Henrik | Sweden |  | 79 | 78 | 157 |
| | DOMINGO, Sebastian | Switzerland |  | 79 | 78 | 157 |
| | BOURDY, Cedric | France |  | 75 | 82 | 157 |

Individual results, stroke play

| Pos. | Player | Team | | R1 | R2 | Total |
|------|--------------------------|----------------|---|-----|----|-------|
| 82 | DEILERT, Alexander | Sweden |  | 75 | 82 | 157 |
| | FRIESSNEGG, Jürgen | Austria |  | 83 | 75 | 158 |
| | DUBOIS, Eduard | France |  | 83 | 75 | 158 |
| | ADDISON, David | Scotland |  | 80 | 78 | 158 |
| | KAMAS, Tomas | Czech Republic |  | 78 | 80 | 158 |
| | STANISLAV, Jakub | Czech Republic |  | 78 | 80 | 158 |
| 88 | POLLARI, Tuomas | Finland |  | 77 | 81 | 158 |
| | BIERENBROODSPOT, Tristan | Netherlands |  | 82 | 77 | 159 |
| 90 | BONAGA, Francesco | Italy |  | 78 | 81 | 159 |
| | KOLLER, Bernhard | Austria |  | 85 | 75 | 160 |
| | SAXTON, Reinier | Netherlands |  | 83 | 77 | 160 |
| | EBERHART, Nicolas | Switzerland |  | 82 | 78 | 160 |
| 94 | SALUDA, Maksimilian | Poland |  | 81 | 79 | 160 |
| | PARTINGTON, Adam | Wales |  | 85 | 76 | 161 |
| | DE RIVOIRE, Arthur | Switzerland |  | 83 | 78 | 161 |
| | VÁCLAV, Petr | Czech Republic |  | 81 | 80 | 161 |
| | SCHÜTTE, Jan-Philipp | Germany |  | 81 | 80 | 161 |
| | LAMMENS, Alban | Belgium |  | 76 | 85 | 161 |
| 99 | HATLE, William | Norway |  | 85 | 77 | 162 |
| | HAVRANEK, Stephan | Czech Republic |  | 83 | 79 | 162 |
| | GÜRSES, Tanju | Turkey |  | 82 | 80 | 162 |
| | FRISTAD, Are | Norway |  | 78 | 84 | 162 |
| 104 | SENAY, Deha | Turkey |  | 76 | 86 | 162 |
| | BRITO, Goncalo | Portugal |  | 83 | 80 | 163 |
| 106 | SALMINEN, Mikael | Finland |  | 82 | 81 | 163 |
| | KALLIO, Karri | Finland |  | 83 | 81 | 164 |
| 108 | JACOBSEN, Julian | Denmark |  | 79 | 85 | 164 |
| | LOVELL, David | Wales |  | 86 | 79 | 165 |
| 110 | ÖZESME, Burak | Turkey |  | 83 | 82 | 165 |
| | PINSKI, Przemyslaw | Poland |  | 84 | 82 | 166 |
| 111 | VIOLAS, Manuel | Portugal |  | 81 | 86 | 167 |
| 112 | MATUS, Stanislav | Czech Republic |  | 87 | 81 | 168 |
| | MELO GOUVEIA, Ricardo | Portugal |  | 84 | 84 | 168 |
| 114 | BOBALA, Kacper | Poland |  | 89 | 86 | 175 |
| 115 | VARLI, Atay | Turkey |  | 92 | 85 | 177 |
| | JEDRZEJCZYK, Mateusz | Poland |  | 88 | 89 | 177 |
| 117 | PERSON, Jacek | Poland |  | 89 | 89 | 178 |
| 118 | KLAUS, Marek | Czech Republic |  | 95 | 84 | 179 |
| 119 | SWINIARSKI, Wojciech | Poland |  | 101 | 90 | 191 |
| 120 | SILVA, Daniel | Portugal |  | 83 | DQ | |

EUROPEAN BOYS TEAM CHAMPIONSHIP 2004



6. - 10.7. 2004, Kymen Golf Club



MATCH PLAY, FIRST DAY

THIRD FLIGHT: One foursome and four singles (round robin)

| 17. v 20. | Portugal | | | 1 | 0 | Poland | | |
|-----------|----------|-----------------------|---|------------|---|--------|----------------------|--|
| 7:00 | 131 | VIOLAS, Manuel | 1 | 8/7 | 0 | 125 | PERSON, Jacek | |
| | 134 | MELO GOUVEIA, Ricardo | 1 | | 0 | 124 | SWINIARSKI, Wojciech | |
| 7:08 | 132 | FIGUEIREDO, Pedro | 1 | 6/4 | 0 | 126 | PINSKI, Przemyslaw | |
| 7:16 | 136 | CARLOTA, Joao | 0 | | 1 | 121 | SALUDA, Maksimilian | |
| 7:24 | 133 | SILVA, Daniel | 0 | 3/1 | 1 | 122 | BOBALA, Kacper | |
| 7:32 | 135 | BRITO, Goncalo | 1 | | 0 | 123 | JEDRZEJCZYK, Mateusz | |

Portugal

WINNER

| 18. v 19. | Turkey | | | 0 | 1 | Czech Republic | | |
|-----------|--------|-------------------|---|------------|---|----------------|-------------------|--|
| 7:45 | 183 | SAVIN, Hamza | 1 | 4/2 | 0 | 24 | MATUS, Stanislav | |
| | 186 | GÜRSES, Tanju | 0 | | 0 | 23 | KLAUS, Marek | |
| 7:53 | 184 | SENAY, Deha | 0 | 2/1 | 1 | 26 | VÁCLAV, Petr | |
| 8:01 | 182 | VARLI, Atay | 0 | | 1 | 21 | HAVRANEK, Stephan | |
| 8:09 | 181 | HOCAOGLU, Mustafa | 0 | 4/3 | 1 | 22 | KAMAS, Tomas | |
| 8:17 | 185 | OZESME, Burak | 1 | | 0 | 25 | STANISLAV, Jakub | |

WINNER

Czech Republic

FIRST FLIGHT: Two foursomes and five singles

| 2. v 7. | Ireland | | | 3 | 4 | Italy | | |
|---------|---------|--------------------|---|------------|---|-------|-------------------|--|
| 8:30 | 84 | McNAMARA, Cian | 0 | 3/2 | 1 | 92 | BENEDUCE, Marco | |
| | 83 | McILROY, Rory | 1 | | 0 | 91 | BENEDUCE, Luca | |
| 8:40 | 86 | O'CALLAGHAN, Aaron | 1 | 4/2 | 0 | 94 | PAVAN, Andrea | |
| | 81 | DALY, David | 0 | | 0 | 95 | SCOTTO, Lorenzo | |
| 13:00 | 85 | GRANT, Nicholas | 1 | 2/1 | 0 | 96 | COLOMBO, Federico | |
| 13:08 | 82 | GILBERT, Karl | 0 | | 1 | 92 | BENEDUCE, Marco | |
| 13:16 | 83 | McILROY, Rory | 1 | 3/2 | 0 | 91 | BENEDUCE, Luca | |
| 13:24 | 86 | O'CALLAGHAN, Aaron | 0 | | 1 | 95 | SCOTTO, Lorenzo | |
| 13:32 | 84 | McNAMARA, Cian | 0 | 2/1 | 1 | 94 | PAVAN, Andrea | |

WINNER

Italy

| 3. v 6. | Spain | | | 4 | 3 | Germany | | |
|---------|-------|------------------------|---|------------|---|---------|---------------------|--|
| 8:50 | 154 | del MORAL, Luis Garcia | 0 | 1/0 | 1 | 72 | HAMM, Peter-Max | |
| | 151 | BERLIN, Gonzalo | 1 | | 0 | 73 | RITTHAMMER, Bernd | |
| 9:00 | 153 | CAMPILLO, Jorge | 0 | 4/2 | 1 | 75 | EINHAUS, Sean | |
| | 156 | MAZARIO, Jorge | 1 | | 0 | 71 | GROSS, Stephan | |
| 13:45 | 152 | CABRERA, Miguel | 1 | 4/2 | 0 | 76 | WESTERMANN, Philipp | |
| 13:53 | 155 | LARRANGA, Eduardo | 1 | | 0 | 72 | HAMM, Peter-Max | |
| 14:01 | 154 | del MORAL, Luis Garcia | 0 | 5/4 | 1 | 73 | RITTHAMMER, Bernd | |
| 14:09 | 151 | BERLIN, Gonzalo | 1 | | 0 | 75 | EINHAUS, Sean | |
| 14:17 | 153 | CAMPILLO, Jorge | 1 | 4/2 | 0 | 71 | GROSS, Stephan | |

Spain

WINNER

| 4. v 5. | Belgium | | | 4,5 | 2,5 | Scotland | | |
|---------|---------|------------------|-----|------------|-----|----------|------------------|--|
| 9:10 | 14 | GEVERS, Hervé | 0 | 4/3 | 1 | 145 | O'HARA, Paul | |
| | 12 | DIJKMANS, Didier | 1 | | 0 | 143 | HENRY, Scott | |
| 9:20 | 13 | FEYAERTS, Xavier | 1 | 3/2 | 0 | 141 | ADDISON, David | |
| | 16 | SEEGMULLER, Gael | 0 | | 0 | 142 | FINDLAY, Jordan | |
| 14:30 | 11 | BODE, Yannick | 1 | 4/2 | 0 | 144 | McKNIGHT, Robert | |
| 14:38 | 14 | GEVERS, Hervé | 1 | | 0 | 143 | HENRY, Scott | |
| 14:46 | 16 | SEEGMULLER, Gael | 1 | 2/1 | 0 | 145 | O'HARA, Paul | |
| 14:54 | 12 | DIJKMANS, Didier | 0 | | 1 | 142 | FINDLAY, Jordan | |
| 15:02 | 13 | FEYAERTS, Xavier | 0,5 | AS | 0,5 | 146 | WOOD, Garry | |

Belgium

WINNER

MATCH PLAY, FIRST DAY

| 1. v 8. | England | | | 5 | | 2 | Sweden | | |
|---------|---------|------------------|---|-----|---|-----|--------------------|--|--|
| 9:30 | 42 | BALDWIN, Matthew | 0 | 4/3 | 1 | 166 | ENGSTRÖM, Jimmy | | |
| | 44 | FISHER, Oliver | | | | 165 | DEILERT, Alexander | | |
| 9:40 | 43 | EVANS, Ben | 1 | 5/4 | 0 | 163 | LÖFSTEDT, Johan | | |
| | 41 | ALLEN, Lawrence | | | | 161 | BARTH, Per | | |
| 15:15 | 42 | BALDWIN, Matthew | 1 | 4/2 | 0 | 166 | ENGSTRÖM, Jimmy | | |
| 15:23 | 44 | FISHER, Oliver | 0 | 1/0 | 1 | 165 | DEILERT, Alexander | | |
| 15:31 | 45 | PARKER, Ben | 1 | 3/2 | 0 | 163 | LÖFSTEDT, Johan | | |
| 15:39 | 46 | PARRY, John | 1 | 2/0 | 0 | 161 | BARTH, Per | | |
| 15:47 | 43 | EVANS, Ben | 1 | 3/2 | 0 | 164 | NORLANDER, Henrik | | |

England

WINNER

SECOND FLIGHT: One foursome and four singles

| 9. v 16. | France | | | 4 | | 1 | Switzerland | | |
|----------|--------|-----------------------|---|-----|---|-----|--------------------|--|--|
| 9:50 | 62 | RAILLARD, Tony | 1 | 2/1 | 0 | 173 | DE RIVOIRE, Arthur | | |
| | 63 | KALEKA, Alexandre | | | | 175 | EBERHART, Nicolas | | |
| 9:58 | 64 | DUBOIS, Eduard | 1 | 3/2 | 0 | 171 | BLAESI, Claudio | | |
| 10:06 | 65 | CASSAGNE, Pierre-Jean | 0 | 3/2 | 1 | 172 | DOBIAS, Marc | | |
| 10:14 | 61 | BOURDY, Cedric | 1 | 3/2 | 0 | 176 | TAN, Sandro | | |
| 10:22 | 66 | SCOTTO, Cedric | 1 | 3/2 | 0 | 174 | DOMINGO, Sebastian | | |

France

WINNER

| 12. v 13. | Denmark | | | 3 | | 2 | Finland | | |
|-----------|---------|-------------------|---|-----|---|----|------------------|--|--|
| 10:35 | 32 | BAUNSOE, Frederik | 1 | 5/3 | 0 | 55 | KALLIO, Karri | | |
| | 34 | JACOBSEN, Julian | | | | 54 | SALMINEN, Mikael | | |
| 10:43 | 31 | AAEN, Thomas | 0 | 5/4 | 1 | 56 | POLLARI, Tuomas | | |
| 10:51 | 36 | ALVANG, Steffen | 0 | 5/4 | 1 | 52 | GRANBERG, Joonas | | |
| 10:59 | 35 | MEJNERT, Kristian | 1 | 3/2 | 0 | 51 | KASKE, Janne | | |
| 11:07 | 33 | NIELSEN, Kristian | 1 | 4/2 | 0 | 53 | LAMPPI, Iiro | | |

Denmark

WINNER

| 11. v 14. | Netherlands | | | 3 | | 2 | Austria | | |
|-----------|-------------|--------------------------|---|-----|---|---|------------------------|--|--|
| 11:20 | 103 | SAXTON, Reinier | 1 | 6/4 | 0 | 3 | SCHULZE-BAUER, Tristan | | |
| | 106 | BIERENBROODSPOT, Tristan | | | | 2 | KOLLER, Bernhard | | |
| 11:28 | 105 | GEELKERKEN, Gerard | 1 | 4/3 | 0 | 4 | KROMER, Tano | | |
| 11:36 | 102 | de VRIES, Floris | 0 | 9/7 | 1 | 6 | FENDT, Philipp | | |
| 11:44 | 104 | LUITEN, Joost | 1 | 4/2 | 0 | 1 | ANGKAWIDJAJA, Dominik | | |
| 11:52 | 101 | de VRIES, Wouter | 0 | 1/0 | 1 | 5 | FRIESSNEGG, Jürgen | | |

Netherlands

WINNER

| 10. v 15. | Norway | | | 3 | | 2 | Wales | | |
|-----------|--------|---------------------|---|-----|---|-----|------------------|--|--|
| 12:05 | 112 | THORP, Marius | 1 | 5/4 | 0 | 194 | PARTINGTON, Adam | | |
| | 114 | KOFSTAD, Espen | | | | 193 | LOVELL, David | | |
| 12:13 | 111 | BORSHEIM, Knut | 1 | 2/1 | 0 | 191 | GOULD, Zachariah | | |
| 12:21 | 116 | FRISTAD, Are | 1 | 1/0 | 0 | 195 | RUNCIE, Adam | | |
| 12:29 | 113 | KRISTIANSEN, Anders | 0 | 1/0 | 1 | 196 | TROW, Mark | | |
| 12:37 | 115 | HATLE, William | 0 | 3/1 | 1 | 192 | LEWIS, Marc | | |

Norway

WINNER

EUROPEAN BOYS TEAM CHAMPIONSHIP 2004



6. - 10.7. 2004, Kymen Golf Club



MATCH PLAY, SECOND DAY

FIRST FLIGHT: Two foursomes and five singles for medals

| 5. v 8. | Scotland | | | 3 | 2 | Sweden | | |
|---------|----------|------------------|---|-----|---|--------|--------------------|--|
| 7:00 | 141 | ADDISON, David | 1 | 2/1 | 0 | 162 | CEDERGREN, Simon | |
| | 144 | McKNIGHT, Robert | | | | 164 | NORLANDER, Henrik | |
| 7:08 | 143 | HENRY, Scott | 1 | 4/3 | 0 | 166 | ENGSTRÖM, Jimmy | |
| 7:16 | 145 | O'HARA, Paul | 0 | 4/3 | 1 | 165 | DEILERT, Alexander | |
| 7:24 | 142 | FINDLAY, Jordan | 0 | 3/1 | 1 | 163 | LÖFSTEDT, Johan | |
| 7:32 | 146 | WOOD, Garry | 1 | 2/0 | 0 | 161 | BARTH, Per | |

Scotland

WINNER

| 6. v 7. | Ireland | | | 2 | 3 | Germany | | |
|---------|---------|--------------------|---|-----|---|---------|----------------------|--|
| 7:45 | 86 | O'CALLAGHAN, Aaron | 0 | 1/0 | 1 | 74 | SCHÜTTE, Jan-Philipp | |
| | 82 | GILBERT, Karl | | | | 76 | WESTERMANN, Philipp | |
| 7:53 | 85 | GRANT, Nicholas | 1 | 4/3 | 0 | 73 | RITTHAMMER, Bernd | |
| 8:01 | 83 | McILROY, Rory | 1 | 3/2 | 0 | 72 | HAMM, Peter-Max | |
| 8:09 | 81 | DALY, David | 0 | 3/2 | 1 | 75 | EINHAUS, Sean | |
| 8:17 | 84 | McNAMARA, Cian | 0 | 2/1 | 1 | 71 | GROSS, Stephan | |

WINNER

Germany

| 1. v 4. | England | | | 7 | 0 | Belgium | | |
|---------|---------|------------------|---|-----|---|---------|------------------|--|
| 8:30 | 42 | BALDWIN, Matthew | 1 | 1/0 | 0 | 12 | DIJKMANS, Didier | |
| | 45 | PARKER, Ben | | | | 14 | GEVERS, Hervé | |
| 8:38 | 43 | EVANS, Ben | 1 | 2/0 | 0 | 15 | LAMMENS, Alban | |
| | 41 | ALLEN, Lawrence | | | | 16 | SEEGMULLER, Gael | |
| 13:40 | 42 | BALDWIN, Matthew | 1 | 2/1 | 0 | 13 | FEYAERTS, Xavier | |
| 13:48 | 46 | PARRY, John | 1 | 4/3 | 0 | 15 | LAMMENS, Alban | |
| 13:56 | 41 | ALLEN, Lawrence | 1 | 6/5 | 0 | 12 | DIJKMANS, Didier | |
| 14:04 | 44 | FISHER, Oliver | 1 | 2/1 | 0 | 14 | GEVERS, Hervé | |
| 14:12 | 43 | EVANS, Ben | 1 | 2/1 | 0 | 11 | BODE, Yannick | |

England

WINNER

| 2. v 3. | Italy | | | 1 | 6 | Spain | | |
|---------|-------|-------------------|---|-----|---|-------|------------------------|--|
| 8:50 | 92 | BENEDUCE, Marco | 0 | 2/1 | 1 | 153 | CAMPILLO, Jorge | |
| | 91 | BENEDUCE, Luca | | | | 155 | LARRANGA, Eduardo | |
| 8:58 | 94 | PAVAN, Andrea | 0 | 3/2 | 1 | 154 | del MORAL, Luis Garcia | |
| | 95 | SCOTTO, Lorenzo | | | | 151 | BERLIN, Gonzalo | |
| 14:25 | 93 | BONAGA, Francesco | 0 | 3/1 | 1 | 152 | CABRERA, Miguel | |
| 14:33 | 92 | BENEDUCE, Marco | 0 | 4/2 | 1 | 153 | CAMPILLO, Jorge | |
| 14:41 | 91 | BENEDUCE, Luca | 0 | 4/3 | 1 | 151 | BERLIN, Gonzalo | |
| 14:49 | 95 | SCOTTO, Lorenzo | 0 | 3/2 | 1 | 154 | del MORAL, Luis Garcia | |
| 14:57 | 94 | PAVAN, Andrea | 1 | 3/2 | 1 | 155 | LARRANGA, Eduardo | |

WINNER

Spain

MATCH PLAY, SECOND DAY

SECOND FLIGHT

| 10. v 11. | Norway | | | 2 | 3 | Netherlands | | |
|-----------|--------|---------------------|---|-----|---|-------------|--------------------------|--|
| 9:10 | 113 | KRISTIANSEN, Anders | 1 | 3/2 | 0 | 102 | de VRIES, Floris | |
| | 116 | FRISTAD, Are | | | | 105 | GEELKERKEN, Gerard | |
| 9:18 | 114 | KOFSTAD, Espen | 0 | 3/2 | 1 | 103 | SAXTON, Reinier | |
| 9:26 | 111 | BÖRSHEIM, Knut | 1 | 5/3 | 0 | 106 | BIERENBROODSPOT, Tristan | |
| 9:34 | 112 | THORP, Marius | 0 | 2/1 | 1 | 104 | LUITEN, Joost | |
| 9:42 | 115 | HATLE, William | 0 | 4/3 | 1 | 101 | de VRIES, Wouter | |

WINNER

Netherlands

| 9. v 12. | France | | | 3 | 2 | Denmark | | |
|----------|--------|-----------------------|---|-----|---|---------|-------------------|--|
| 9:55 | 66 | SCOTTO, Cedric | 0 | 19H | 1 | 31 | AAEN, Thomas | |
| | 61 | BOURDY, Cedric | | | | 36 | ALVANG, Steffen | |
| 10:03 | 63 | KALEKA, Alexandre | 1 | 2/1 | 0 | 34 | JACOBSEN, Julian | |
| 10:11 | 64 | DUBOIS, Eduard | 0 | 2/1 | 1 | 32 | BAUNSÖE, Frederik | |
| 10:19 | 62 | RAILLARD, Tony | 1 | 5/3 | 0 | 35 | MEJNERT, Kristian | |
| 10:27 | 65 | CASSAGNE, Pierre-Jean | 1 | 1/0 | 0 | 33 | NIELSEN, Kristian | |

France

WINNER

| 14. v 15. | Austria | | | 4 | 1 | Wales | | |
|-----------|---------|------------------------|---|-----|---|-------|------------------|--|
| 10:40 | 1 | ANGKAWIDJAJA, Dominik | 1 | 4/3 | 0 | 194 | PARTINGTON, Adam | |
| | 4 | KROMER, Tano | | | | 193 | LOVELL, David | |
| 10:48 | 2 | KOLLER, Bernhard | 0 | 3/2 | 1 | 191 | GOULD, Zachariah | |
| 10:56 | 6 | FENDT, Philipp | 1 | 5/4 | 0 | 195 | RUNCIE, Adam | |
| 11:04 | 3 | SCHULZE-BAUER, Tristan | 1 | 8/7 | 0 | 196 | TROW, Mark | |
| 11:12 | 5 | FRIESSNEGG, Jürgen | 1 | 1/0 | 0 | 192 | LEWIS, Marc | |

Austria

WINNER

| 13. v 16. | Finland | | | 2 | 3 | Switzerland | | |
|-----------|---------|------------------|---|-----|---|-------------|--------------------|--|
| 11:25 | 54 | SALMINEN, Mikael | 0 | 3/2 | 1 | 171 | BLAESI, Claudio | |
| | 55 | KALLIO, Karri | | | | 175 | EBERHART, Nicolas | |
| 11:33 | 53 | LAMPPU, Iiro | 1 | 2/1 | 0 | 174 | DOMINGO, Sebastian | |
| 11:41 | 56 | POLLARI, Tuomas | 0 | 3/2 | 1 | 172 | DOBIAS, Marc | |
| 11:49 | 52 | GRANBERG, Joonas | 0 | 2/1 | 1 | 176 | TAN, Sandro | |
| 11:57 | 51 | KASKE, Janne | 1 | 1/0 | 0 | 173 | DE RIVOIRE, Arthur | |

WINNER

Switzerland

THIRD FLIGHT: (Round robin)

| 18. v 20. | Turkey | | | 0 | 1 | Poland | | |
|-----------|--------|-------------------|---|-----|---|--------|----------------------|--|
| 12:10 | 184 | SENAY, Deha | 1 | 2/1 | 0 | 125 | PERSON, Jacek | |
| | 182 | VARLI, Atay | | | | 124 | SWINIARSKI, Wojciech | |
| 12:18 | 181 | HOCAOGLU, Mustafa | 1 | 5/4 | 0 | 123 | JEDRZEJCZYK, Mateusz | |
| 12:26 | 186 | GÜRSES, Tanju | 0 | 2/1 | 1 | 122 | BOBALA, Kacper | |
| 12:34 | 185 | ÖZESME, Burak | 0 | 2/1 | 1 | 121 | SALUDA, Maksimilian | |
| 12:42 | 183 | SAVIN, Harnza | 0 | 3/1 | 1 | 126 | PINSKI, Przemyslaw | |

WINNER

Poland

| 17. v 19. | Portugal | | | 1 | 0 | Czech Republic | | |
|-----------|----------|-----------------------|-----|------|-----|----------------|-------------------|--|
| 12:55 | 133 | SILVA, Daniel | 0 | 2/1 | 1 | 24 | MATUS, Stanislav | |
| | 134 | MELO GOUVEIA, Ricardo | | | | 23 | KLAUS, Marek | |
| 13:03 | 132 | FIGUEIREDO, Pedro | 1 | 6/4 | 0 | 26 | VÁCLAV, Petr | |
| 13:11 | 136 | CARLOTA, Joao | 1 | 19th | 0 | 21 | HAVRANEK, Stephan | |
| 13:19 | 131 | VIOLAS, Manuel | 1 | 2/1 | 0 | 22 | KAMAS, Tomas | |
| 13:27 | 135 | BRITO, Goncalo | 0,5 | AS | 0,5 | 25 | STANISLAV, Jakub | |

Portugal

WINNER

EUROPEAN BOYS TEAM CHAMPIONSHIP 2004



6. - 10.7. 2004, Kymen Golf Club



MATCH PLAY, THIRD DAY

FIRST FLIGHT: Two foursomes and five singles for medals

| 7. v 8. | Ireland | | | | 4,5 | 0,5 | Sweden | | | |
|---------|---------|--------------------|--|--|-----|-----|--------|-----|--------------------|--|
| 7:00 | 81 | DALY, David | | | 1 | 4/3 | 0 | 164 | NORLANDER, Henrik | |
| | 82 | GILBERT, Karl | | | | | | 162 | CEDERGREN, Simon | |
| 7:08 | 85 | GRANT, Nicholas | | | 1 | 2/1 | 0 | 165 | DEILERT, Alexander | |
| 7:16 | 83 | McILROY, Rory | | | 1 | 2/1 | 0 | 166 | ENGSTRÖM, Jimmy | |
| 7:24 | 84 | McNAMARA, Cian | | | 0,5 | AS | 0,5 | 163 | LÖFSTEDT, Johan | |
| 7:32 | 86 | O'CALLAGHAN, Aaron | | | 1 | 1/0 | 0 | 161 | BARTH, Per | |

Ireland

WINNER

| 5. v 6. | Scotland | | | | 4 | 1 | Germany | | | |
|---------|----------|------------------|--|--|---|-----|---------|----|----------------------|--|
| 7:45 | 145 | O'HARA, Paul | | | 1 | 2/0 | 0 | 76 | WESTERMANN, Philipp | |
| | 144 | McKNIGHT, Robert | | | | | | 74 | SCHÜTTE, Jan-Philipp | |
| 7:53 | 143 | HENRY, Scott | | | 1 | 2/1 | 0 | 75 | EINHAUS, Sean | |
| 8:01 | 141 | ADDISON, David | | | 1 | 3/2 | 0 | 72 | HAMM, Peter-Max | |
| 8:09 | 146 | WOOD, Garry | | | 1 | 2/0 | 0 | 73 | RITTHAMMER, Bernd | |
| 8:17 | 142 | FINDLAY, Jordan | | | 0 | 3/2 | 1 | 71 | GROSS, Stephan | |

Scotland

WINNER

| 3. v 4. | Italy | | | | 3 | 4 | Belgium | | | |
|---------|-------|-------------------|--|--|---|-----|---------|----|------------------|--|
| 8:30 | 92 | BENEDUCE, Marco | | | 1 | 4/3 | 0 | 11 | BODE, Yannick | |
| | 94 | PAVAN, Andrea | | | | | | 15 | LAMMENS, Alban | |
| 8:38 | 96 | COLOMBO, Federico | | | 0 | 3/2 | 1 | 13 | FEYAERTS, Xavier | |
| | 93 | BONAGA, Francesco | | | | | | 12 | DIJKMANS, Didier | |
| 13:40 | 94 | PAVAN, Andrea | | | 1 | 3/1 | 0 | 16 | SEEGMULLER, Gael | |
| 13:48 | 91 | BENEDUCE, Luca | | | 0 | 1/0 | 1 | 14 | GEVERS, Hervé | |
| 13:56 | 92 | BENEDUCE, Marco | | | 0 | 5/3 | 1 | 15 | LAMMENS, Alban | |
| 14:04 | 95 | SCOTTO, Lorenzo | | | 1 | 2/1 | 0 | 12 | DIJKMANS, Didier | |
| 14:12 | 96 | COLOMBO, Federico | | | 0 | 2/1 | 1 | 13 | FEYAERTS, Xavier | |

WINNER

Belgium

| 1. v 2. | England | | | | 4 | 3 | Spain | | | |
|---------|---------|------------------|--|--|---|------|-------|-----|------------------------|--|
| 8:50 | 46 | PARRY, John | | | 1 | 20th | 0 | 155 | LARRANGA, Eduardo | |
| | 45 | PARKER, Ben | | | | | | 153 | CAMPILLO, Jorge | |
| 8:58 | 43 | EVANS, Ben | | | 0 | 19th | 1 | 154 | del MORAL, Luis Garcia | |
| | 41 | ALLEN, Lawrence | | | | | | 151 | BERLIN, Gonzalo | |
| 14:25 | 42 | BALDWIN, Matthew | | | 1 | 3/2 | 0 | 156 | MAZARIO, Jorge | |
| 14:33 | 46 | PARRY, John | | | 1 | 20th | 0 | 151 | BERLIN, Gonzalo | |
| 14:41 | 44 | FISHER, Oliver | | | 0 | 3/2 | 1 | 153 | CAMPILLO, Jorge | |
| 14:49 | 45 | PARKER, Ben | | | 1 | 3/2 | 0 | 152 | CABRERA, Miguel | |
| 14:57 | 41 | ALLEN, Lawrence | | | 0 | 7/5 | 1 | 154 | del MORAL, Luis Garcia | |

England

WINNER

MATCH PLAY, THIRD DAY

SECOND FLIGHT

| 9. v 10. | France | | | 0 | 5 | Netherlands | | |
|----------|--------|-----------------------|---|-----|---|-------------|--------------------------|--|
| 9:10 | 65 | CASSAGNE, Pierre-Jean | 0 | 1/0 | 1 | 106 | BIERENBROODSPOT, Tristan | |
| | 64 | DUBOIS, Eduard | | | | 102 | de VRIES, Floris | |
| 9:18 | 62 | RAILLARD, Tony | 0 | 1/0 | 1 | 103 | SAXTON, Reinier | |
| 9:26 | 63 | KALEKA, Alexandre | 0 | 3/2 | 1 | 105 | GEELKERKEN, Gerard | |
| 9:34 | 66 | SCOTTO, Cedric | 0 | 6/5 | 1 | 104 | LUITEN, Joost | |
| 9:42 | 61 | BOURDY, Cedric | 0 | 5/4 | 1 | 101 | de VRIES, Wouter | |

WINNER

Netherlands

| 11. v 12. | Norway | | | 4 | 1 | Denmark | | |
|-----------|--------|---------------------|---|------|---|---------|-------------------|--|
| 9:55 | 116 | FRISTAD, Are | 1 | 4/3 | 0 | 36 | ALVANG, Steffen | |
| | 114 | KOFSTAD, Espen | | | | 31 | AAEN, Thomas | |
| 10:03 | 115 | HATLE, William | 1 | 19th | 0 | 34 | JACOBSEN, Julian | |
| 10:11 | 113 | KRISTIANSEN, Anders | 0 | 2/0 | 1 | 32 | BAUNSÖE, Frederik | |
| 10:19 | 112 | THORP, Marius | 1 | 1/0 | 0 | 35 | MEJNERT, Kristian | |
| 10:27 | 111 | BÖRSHEIM, Knut | 1 | 6/5 | 0 | 33 | NIELSEN, Kristian | |

Norway

WINNER

| 13. v 14. | Switzerland | | | 2 | 3 | Austria | | |
|-----------|-------------|--------------------|---|-----|---|---------|------------------------|--|
| 10:40 | 175 | EBERHART, Nicolas | 0 | 1/0 | 1 | 1 | ANGKAWIDJAJA, Dominik | |
| | 171 | BLAESI, Claudio | | | | 4 | KROMER, Tano | |
| 10:48 | 176 | TAN, Sandro | 1 | 1/0 | 0 | 6 | FENDT, Philipp | |
| 10:56 | 172 | DOBIAS, Marc | 1 | 3/1 | 0 | 2 | KOLLER, Bernhard | |
| 11:04 | 173 | DE RIVOIRE, Arthur | 0 | 3/2 | 1 | 3 | SCHULZE-BAUER, Tristan | |
| 11:12 | 174 | DOMINGO, Sebastian | 0 | 2/1 | 1 | 5 | FRIESSNEGG, Jürgen | |

WINNER

Austria

| 15. v 16. | Wales | | | 4,5 | 0,5 | Finland | | |
|-----------|-------|------------------|-----|-----|-----|---------|------------------|--|
| 11:25 | 193 | LOVELL, David | 1 | 2/1 | 0 | 55 | KALLIO, Karri | |
| | 195 | RUNCIE, Adam | | | | 56 | POLLARI, Tuomas | |
| 11:33 | 191 | GOULD, Zachariah | 0,5 | AS | 0,5 | 51 | KASKE, Janne | |
| 11:41 | 194 | PARTINGTON, Adam | 1 | 6/5 | 0 | 54 | SALMINEN, Mikael | |
| 11:49 | 196 | TROW, Mark | 1 | 1/0 | 0 | 52 | GRANBERG, Joonas | |
| 11:57 | 192 | LEWIS, Marc | 1 | 1/0 | 0 | 53 | LAMPPU, Iiro | |

Wales

WINNER

THIRD FLIGHT: (Round robin)

| 19. v 20. | Czech Republic | | | 1 | 0 | Poland | | |
|-----------|----------------|-------------------|---|-----|---|--------|----------------------|--|
| 12:10 | 24 | MATUS, Stanislav | 1 | 2/1 | 0 | 123 | JEDRZEJCZYK, Mateusz | |
| | 23 | KLAUS, Marek | | | | 124 | SWINIARSKI, Wojciech | |
| 12:18 | 26 | VÁCLAV, Petr | 0 | 2/1 | 1 | 121 | SALUDA, Maksimilian | |
| 12:26 | 21 | HAVRANEK, Stephan | 0 | 3/1 | 1 | 125 | PERSON, Jacek | |
| 12:34 | 22 | KAMAS, Tomas | 1 | 2/1 | 0 | 126 | PINSKI, Przemyslaw | |
| 12:42 | 25 | STANISLAV, Jakub | 1 | 5/4 | 0 | 122 | BOBALA, Kacper | |

Czech Republic

WINNER

| 17. v 18. | Portugal | | | 1 | 0 | Turkey | | |
|-----------|----------|-----------------------|---|-----|---|--------|-------------------|--|
| 12:55 | 134 | MELO GOUVEIA, Ricardo | 1 | 2/0 | 0 | 184 | SENAY, Deha | |
| | 133 | SILVA, Daniel | | | | 182 | VARLI, Atay | |
| 13:03 | 132 | FIGUEIREDO, Pedro | 1 | 1/0 | 0 | 181 | HOCAOGLU, Mustafa | |
| 13:11 | 136 | CARLOTA, Joao | 1 | 2/1 | 0 | 186 | GÜRSES, Tanju | |
| 13:19 | 131 | VIOLAS, Manuel | 1 | 4/3 | 0 | 185 | ÖZESME, Burak | |
| 13:27 | 135 | BRITO, Goncalo | 0 | 3/2 | 1 | 183 | SAVIN, Harnza | |

Portugal

WINNER

EUROPEAN BOYS TEAM CHAMPIONSHIP 2004

Round robin (pos. 17 - 20)

RESULTS

| | | Wins | Matches | "Holes Up" |
|-----|-----------------------|-------------|----------------|-------------------|
| 17. | Portugal | 3 | 10,5 | 35 |
| 18. | Czech Republic | 2 | 7,5 | 22 |
| 19. | Poland | 1 | 7 | 16 |
| 20. | Turkey | 0 | 5 | 16 |